



Dakota Banner



- Ideal for temporary events, sponsorships and vertical awareness signage
- Structure similar to the Montana Banner.
- Our rigid Horizontal Arm guarantees permanent brand visibility.
- 2 models available (aluminium structure can be used with other Wollux Banners).
- Banner is easily interchangeable.
- Quick and easy assembly (2 - 3 minutes).
- Very Mobile
(max weight 5.5 lbs + travel bag).



Technical specifications



Description

- Poles made out of anodized aluminium, fitting into each other and blocked with a "click" system.
- System slips into a Sleeve in Banner
- Compatible with standard parasol feet (external segment $\varnothing = 30\text{mm}$).
- Different bases available for indoor and outdoor applications
- Banners made out of 100% 3Threads, Maya or PolyMesh polyester.
- A Cord sewn into bottom of Banner is tied to the bottom segment of Dakota System.
- Packing : in cardboard boxes per unit (14x14x133cm).
- Carrying bag available.

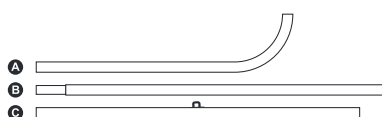


Sizes

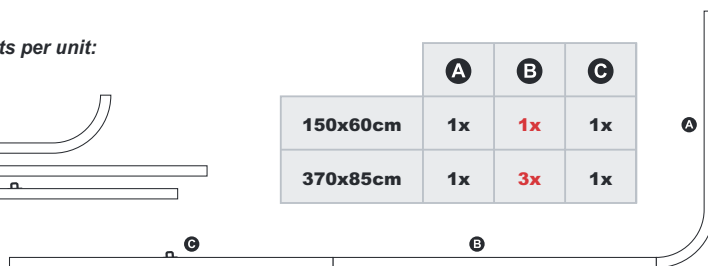
2 formats available:

- Dakota 150: **150x60cm**
Total Pole Height : 208cm
- Dakota 370 : **370x85cm**
Total Pole Height : 458cm

Number of segments per unit:



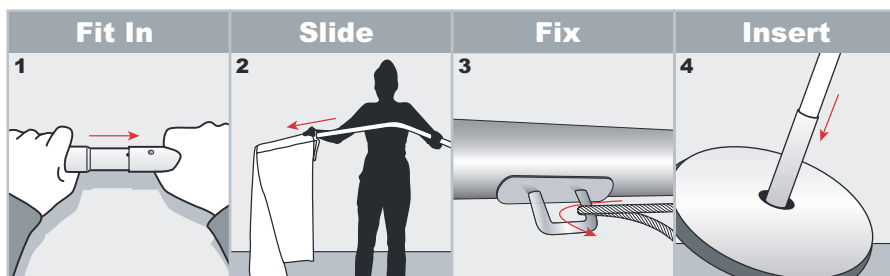
	A	B	C
150x60cm	1x	1x	1x
370x85cm	1x	3x	1x



Assembling

1. Fit the segments into each other starting with the base (C) and finishing with the dart (A).
2. Slide the pole into the flag.
3. Fix the flag on the hook of the segment (C) thanks to the cord at bottom of banner.
4. Insert the pole in the base.

Use in Winds that exceed 70 km/hour is not recommended



Mounting

Several Bases are available to suit specific applications


> Outdoor



> Indoor



> Outdoor



> Indoor

